

SERIE POP OLYMPIA

SERIE 8

PRIX en KIT

PRIX PUBLIC TTC CONSEILLE

SERIE 9





PRIX en KIT

PRIX PUBLIC TTC CONSEILLE

SERIE 10

PRIX en KIT

PRIX PUBLIC TTC CONSEILLE

	UNIQUEMENT DISPONIBLE AVEC ESCALIER CENTRAL		LONG. 9m LARG. 6,60m FOND PENTE 1,14/1,98 M	17.531€ 114.993'	LONG. 10m LARG. 6,80m FOND PENTE 1,01/1,98 M	18.667€ 122.445'
			LONG. 9m LARG. 6,60m FOND PENTE 1,14/1,98 M	17.531€ 114.993'	LONG. 10m LARG. 6,80m FOND PENTE 1,01/1,98 M	18.667€ 122.445'
	LONG. 8m LARG. 6,40m FOND PENTE 1,23/1,98 M	16.374€ 107.406'	LONG. 9m LARG. 6,60m FOND PENTE 1,14/1,98 M	17.531€ 114.993'	LONG. 10m LARG. 6,80m FOND PENTE 1,01/1,98 M	18.667€ 122.445'
	LONG. 10,00m LARG. 5,10m FOND PENTE 1,23/1,98 M	15.086€ 98.960'	LONG. 11,00m LARG. 5,30m FOND PENTE 1,14/1,98 M	16.417€ 107.690'	LONG. 12,00m LARG. 5,50m FOND PENTE 1,01/1,98 M	17.801€ 116.770'
	LONG. 10,00m LARG. 5,10m FOND PENTE 1,23/1,98 M	15.086€ 98.960'	LONG. 11,00m LARG. 5,30m FOND PENTE 1,14/1,98 M	16.417€ 107.690'	LONG. 12,00m LARG. 5,50m FOND PENTE 1,01/1,98 M	17.801€ 116.770'
	LONG. 10,80m LARG. 5,10m FOND PENTE 1,23/1,98 M	15.086€ 98.960'	LONG. 11,80m LARG. 5,30m FOND PENTE 1,14/1,98 M	16.417€ 107.690'	LONG. 12,80m LARG. 5,60m FOND PENTE 1,01/1,98 M	17.801€ 116.770'
	LONG. 10,80m LARG. 5,10m FOND PENTE 1,23/1,98 M	15.086€ 98.960'	LONG. 11,80m LARG. 5,30m FOND PENTE 1,14/1,98 M	16.417€ 107.690'	LONG. 12,80m LARG. 5,60m FOND PENTE 1,01/1,98 M	17.801€ 116.770'
	LONG. 12,80m LARG. 5,10m FOND PENTE 1,23/1,98 M	18.299€ 120.033'	LONG. 13,80m LARG. 5,30m FOND PENTE 1,14/1,98 M	19.802€ 129.891'	LONG. 14,80m LARG. 5,60m FOND PENTE 1,01/1,98 M	21.435€ 140.606'
	LONG. 12,80m LARG. 5,10m FOND PENTE 1,23/1,98 M	18.299€ 120.033'	LONG. 13,80m LARG. 5,30m FOND PENTE 1,14/1,98 M	19.802€ 129.891'	LONG. 14,80m LARG. 5,60m FOND PENTE 1,01/1,98 M	21.435€ 140.606'
	LONG. 12,80m LARG. 6,30m FOND PENTE 1,23/1,98 M	18.299€ 120.033'	LONG. 13,80m LARG. 6,50m FOND PENTE 1,14/1,98 M	19.802€ 129.891'	LONG. 14,80m LARG. 6,70m FOND PENTE 1,01/1,98 M	21.435€ 140.606'
	LONG. 12,80m LARG. 6,30m FOND PENTE 1,23/1,98 M	18.299€ 120.033'	LONG. 13,80m LARG. 6,50m FOND PENTE 1,14/1,98 M	19.802€ 129.891'	LONG. 14,80m LARG. 6,70m FOND PENTE 1,01/1,98 M	21.435€ 140.606'

Les dimensions correspondent au rectangle dans lequel s'inscrit la piscine et non à la surface de nage. Marques et modèles déposés. Mars 2007

STANDARDS

PRIX PUBLIC TTC CONSEILLE

	LONG. 5m LARG. 2,50m FOND PLAT 1,22 M	6.644€ 43.585'
	LONG. 5m LARG. 2,15/2,70m FOND PLAT 1,35 M	6.776€ 44.450'
	LONG. 6,90m LARG. 3m FOND PLAT 1,50 M	7.783€ 51.051'
	LONG. 6,28m LARG. 2,60m FOND PLAT 1,50 M	7.337€ 48.125'
	LONG. 7,22m LARG. 3,62m FOND PLAT 1,50 M	8.868€ 58.172'
	LONG. 8m LARG. 3,68m FOND PLAT 1,58 M	10.470€ 68.679'
	LONG. 9,20m LARG. 3,70m G.BAIN 1,88m P.BAIN 1,08m	11.014€ 72.245'
	LONG. 9,20m LARG. 3,70m FOND PLAT 1,60 M	11.525€ 75.599'
	LONG. 10m LARG. 4m G.BAIN 2m P.BAIN 1m	13.222€ 86.731'
	* Possibilités escaliers.	
	LONG. 7,60m LARG. 3,50m FOND PLAT 1,55 M	8.922€ 58.523'
	LONG. 7,80m LARG. 3,85/3,20m FOND PLAT 1,50 M	9.068€ 59.483'
ORIGINALES		
	LONG. 8,70m LARG. 5m FOND PLAT 1,50 M	12.058€ 79.097'
	LONG. 8,65m LARG. 4,35m FOND PLAT 1,50 M	11.550€ 75.766'
	LONG. 9,70m LARG. 5,30m FOND PLAT 1,50 M	14.535€ 95.346'

DEROULEMENT CHANTIER - DEROULEMENT CHANTIER - DEROULEMENT CHANTIER - DEROULEMENT CHANTIER - DEROULEMENT CHANTIER



DEROULEMENT CHANTIER - DEROULEMENT CHANTIER - DEROULEMENT CHANTIER - DEROULEMENT CHANTIER - DEROULEMENT CHANTIER